




Relays, Contactors & Switches > Relays > Signal Relays



Contact Voltage Rating: **10 VDC**

Signal Relay Coil Power Rating (DC): **575 mW**

Isolation (HF Parameter): **-20.7dB @ 900MHz, -39dB @ 100MHz**

Insertion Loss (HF Parameter): **-.02dB @ 100MHz, -.27dB @ 900MHz**

Signal Relay Mounting Type: **Printed Circuit Board**

Features

Product Type Features

Relay Type	JWD/JWS Series Reed Relay
Relay Style	JWD/JWS Series Reed Relays
Product Type	Relay

Electrical Characteristics

Coil Power Rating Class	100 – 150 mW
Actuating System	DC
Insulation Initial Dielectric Between Open Contacts	175 Vrms
Contact Limiting Short-Time Current	.5 A
Insulation Initial Dielectric Between Contacts and Coil	500 Vrms
Insulation Initial Dielectric Between Coil/Contact Class	0 – 500 V
Power Consumption	50 – 288 mW
Insulation Initial Resistance	1000000 MΩ
Contact Limiting Making Current	.5 A
Coil Resistance	200 Ω
Contact Limiting Continuous Current	.5 A



Coil Type	Monostable
Contact Limiting Breaking Current	.5 A
Contact Switching Load (Min)	10mA @ .01V
Coil Special Features	Coil Suppression Diode, UL Coil Insulation
Contact Voltage Rating	10 VDC
Signal Relay Coil Power Rating (DC)	575 mW
Signal Relay Coil Voltage Rating	24 VAC
Signal Relay Contact Switching Voltage (Max)	28 VDC
Signal Relay Coil Magnetic System	Monostable, DC

Signal Characteristics

Isolation (HF Parameter)	-20.7dB @ 900MHz, -39dB @ 100MHz
Insertion Loss (HF Parameter)	-.02dB @ 100MHz, -.27dB @ 900MHz

Body Features

Weight	2.3 g[.0811 oz]
--------	-----------------

Contact Features

Contact Plating Material	Ruthenium
Contact Current Class	0 – 2 A
Contact Special Features	Reed Contacts
Signal Relay Terminal Type	PCB-THT
Signal Relay Contact Current Rating	.5 A
Signal Relay Contact Arrangement	1 Form B (NC)
Contact Material	Ruthenium
Contact Number of Poles	1

Termination Features

Termination Type	Through Hole
------------------	--------------

Mechanical Attachment

Signal Relay Mounting Type	Printed Circuit Board
----------------------------	-----------------------

Dimensions

Width Class (Mechanical)	6 – 8 mm
Width	7.62 mm[.3 in]
Height	8 mm[.315 in]
Length Class (Mechanical)	16 – 20 mm



Length	20.3 mm[.799 in]
Height Class (Mechanical)	7 – 8 mm

Usage Conditions

Environmental Ambient Temperature (Max)	85 °C[85 °F]
Environmental Ambient Temperature Class	70 – 85°C
Operating Temperature Range	-35 – 85 °C

Operation/Application

Performance Type	Standard
------------------	----------

Packaging Features

Packaging Method	Box & Tray, Tray
------------------	------------------

Product Compliance

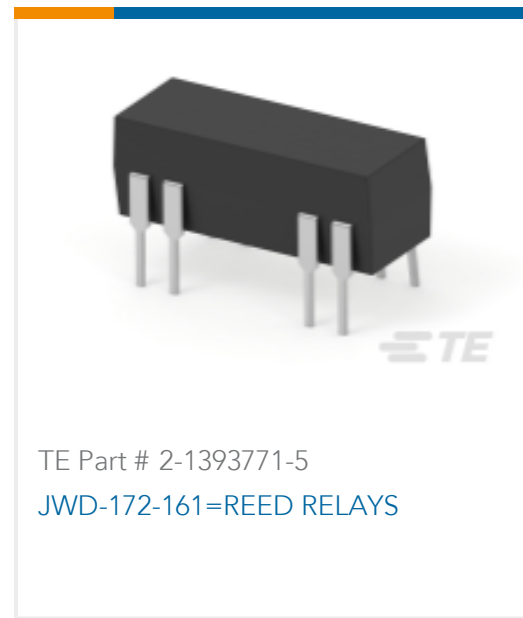

[For compliance documentation, visit the product page on TE.com>](#)

EU RoHS Directive 2011/65/EU	Compliant with Exemptions
EU ELV Directive 2000/53/EC	Compliant
China RoHS 2 Directive MIIT Order No 32, 2016	Restricted Materials Above Threshold
EU REACH Regulation (EC) No. 1907/2006	Current ECHA Candidate List: JUNE 2022 (224) Candidate List Declared Against: JUN 2013 (144) SVHC > Threshold: Not Yet Reviewed
Halogen Content	BFR/CFR/PVC Free, but Br/Cl >900 ppm in other sources.
Solder Process Capability	Wave solder capable to 260°C

Product Compliance Disclaimer

This information is provided based on reasonable inquiry of our suppliers and represents our current actual knowledge based on the information they provided. This information is subject to change. The part numbers that TE has identified as EU RoHS compliant have a maximum concentration of 0.1% by weight in homogenous materials for lead, hexavalent chromium, mercury, PBB, PBDE, DBP, BBP, DEHP, DIBP, and 0.01% for cadmium, or qualify for an exemption to these limits as defined in the Annexes of Directive 2011/65/EU (RoHS2). Finished electrical and electronic equipment products will be CE marked as required by Directive 2011/65/EU. Components may not be CE marked. Additionally, the part numbers that TE has identified as EU ELV compliant have a maximum concentration of 0.1% by weight in homogenous materials for lead, hexavalent chromium, and mercury, and 0.01% for cadmium, or qualify for an exemption to these limits as defined in the Annexes of Directive 2000/53/EC (ELV). Regarding the REACH Regulation, the information TE provides on SVHC in articles for this part number is based on the latest European Chemicals Agency (ECHA) 'Guidance on requirements for substances in articles' posted at this URL: <https://echa.europa.eu/guidance-documents/guidance-on-reach>

Compatible Parts



Also in the Series | Potter & Brumfield JWD Series



Documents

CAD Files

[3D PDF](#)

[3D](#)

[Customer View Model](#)

[ENG_CVM_CVM_2-1393771-4_99.2d_dxf.zip](#)

English

[Customer View Model](#)

[ENG_CVM_CVM_2-1393771-4_99.3d_igs.zip](#)

English

[Customer View Model](#)

[ENG_CVM_CVM_2-1393771-4_99.3d_stp.zip](#)

English

By downloading the CAD file I accept and agree to the [Terms and Conditions](#) of use.

Datasheets & Catalog Pages

[JWD/JWS Dual In-Line Package & Single In-Line Package Dry Reed Relays](#)

English

Product Specifications

[Definitions, Handling, Processing, Testing and Use of Relays](#)

English

Product Environmental Compliance

[TE Material Declaration](#)

English

